

## Des Moines WRF Raw Influent

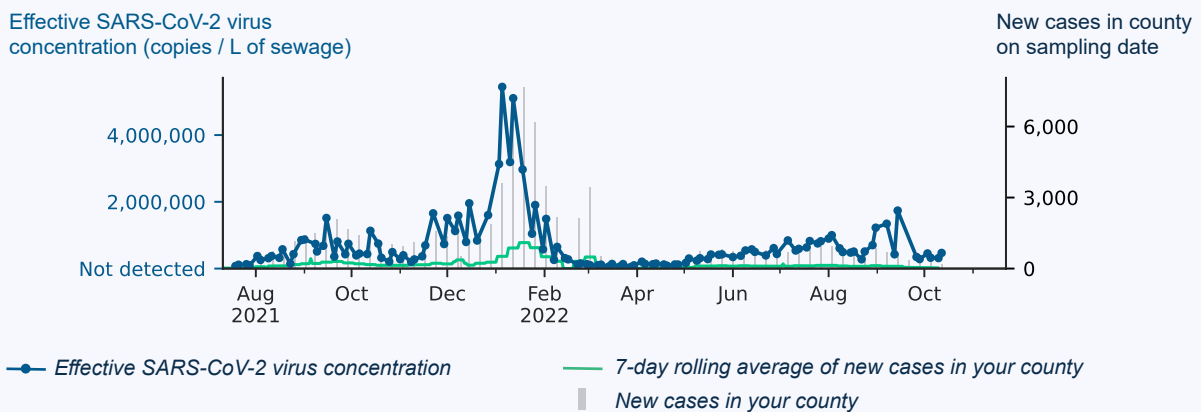
Sample collection date: **October 12, 2022**

### SARS-CoV-2 virus in wastewater

<b>DETECTED</b>	Virus concentration (copies per liter of sewage) <b>828,319</b>	Effective* virus concentration (copies per liter of sewage) <b>468,367</b>
-----------------	---	--

*\*Effective virus concentration value is derived by adjusting the raw virus concentration to account for dilution and other factors.*

### Effective virus concentration over time



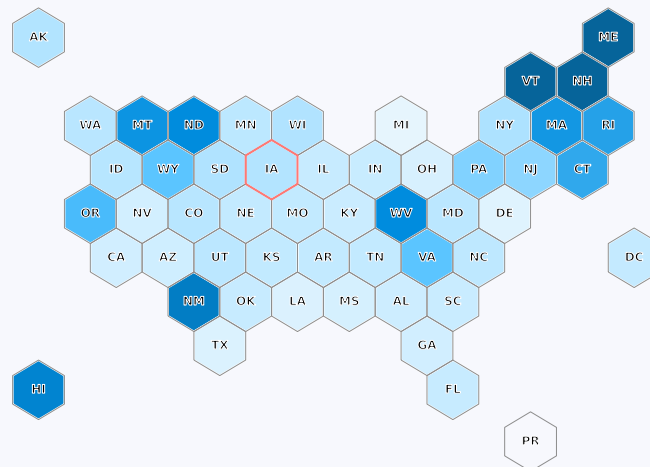
### Overview of effective virus concentration levels

State-level mean of samples (collected in the past 2 weeks)

lower  higher

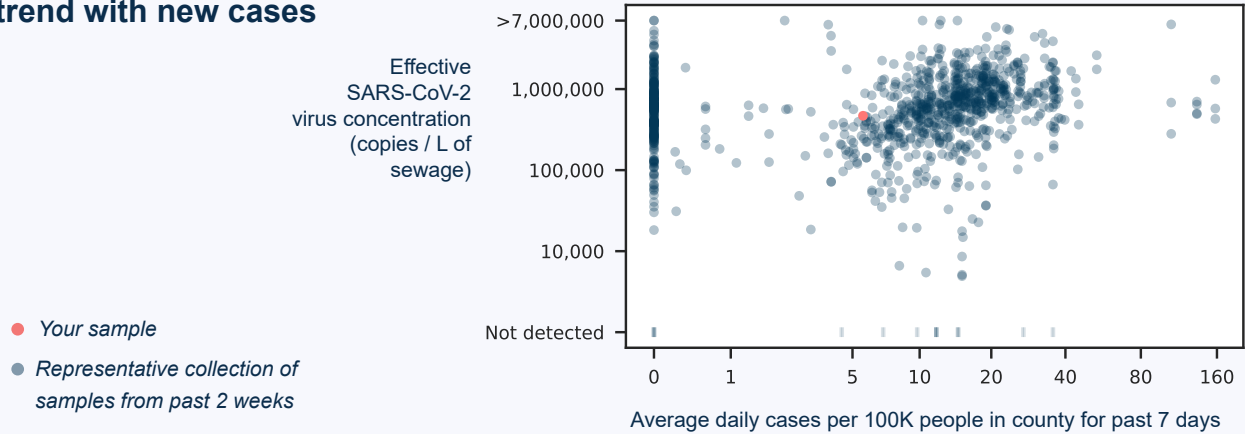
Color indicates effective virus concentration level

Your state outlined in red



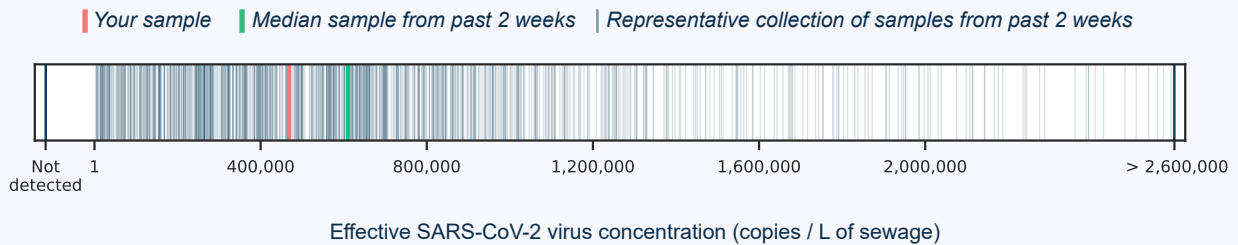


### Effective virus concentrations trend with new cases



### Effective virus concentrations in comparison

Your sample has higher concentration levels than **40%** of all quantifiable samples collected in the past two weeks.



Learn more about Biobot's protocols and methodology by visiting <http://www.biobot.io/covid19-report-notes>