

Des Moines WRF Raw Influent

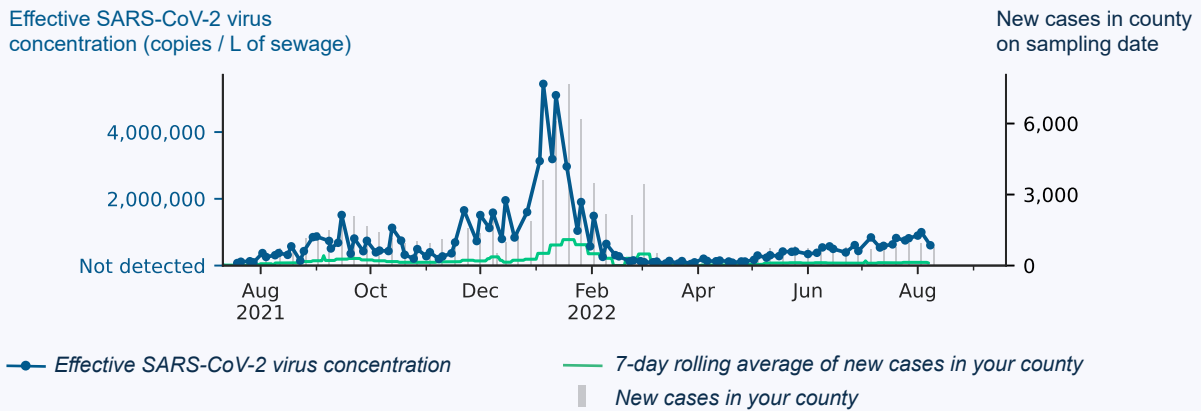
Sample collection date: **August 8, 2022**

SARS-CoV-2 virus in wastewater

DETECTED	Virus concentration (copies per liter of sewage) 2,389,308	Effective* virus concentration (copies per liter of sewage) 608,404
-----------------	---	--


**Effective virus concentration value is derived by adjusting the raw virus concentration to account for dilution and other factors.*

Effective virus concentration over time



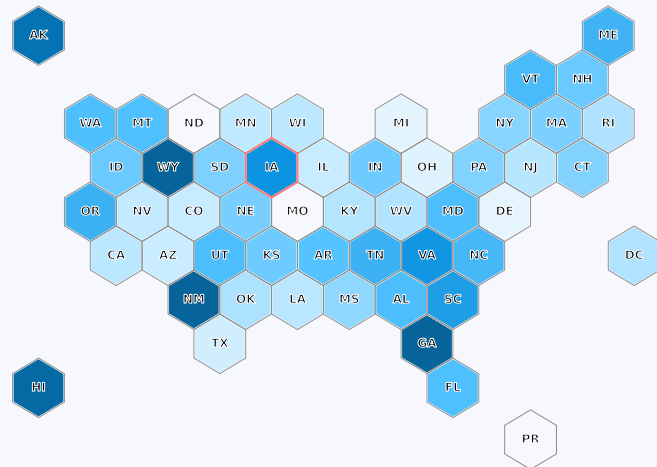
Overview of effective virus concentration levels

State-level mean of samples (collected in the past 2 weeks)

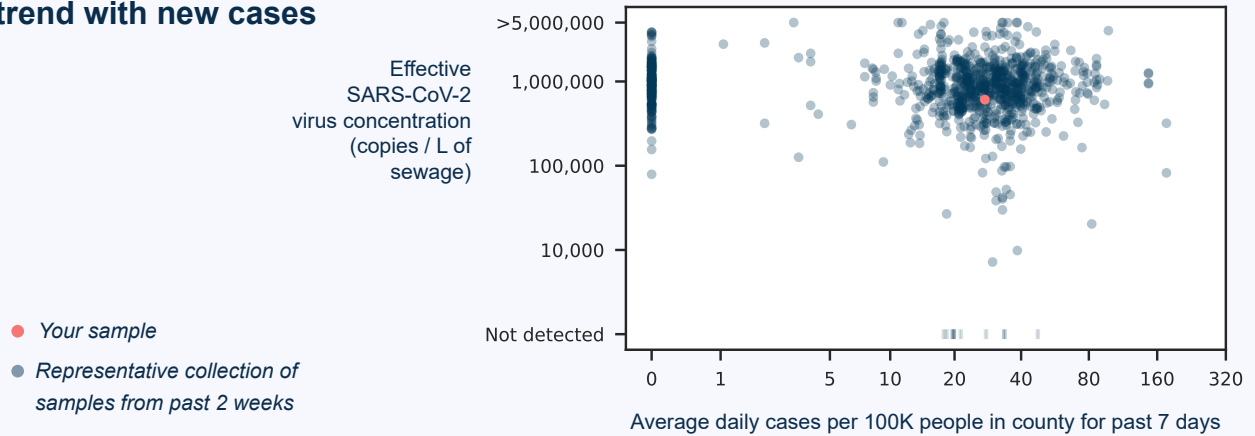


Color indicates effective virus concentration level

Your state outlined in red

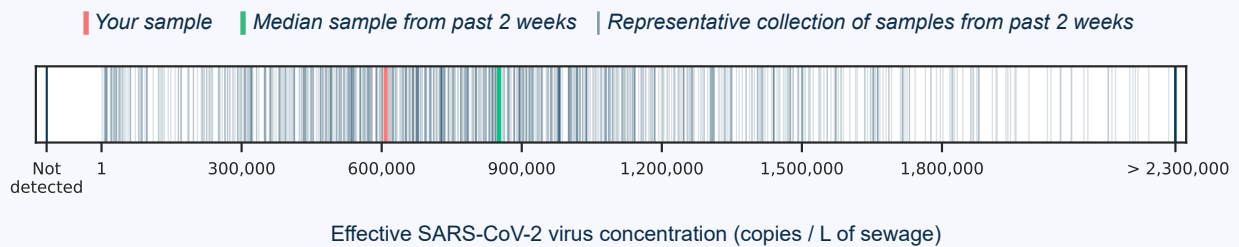


Effective virus concentrations trend with new cases



Effective virus concentrations in comparison

Your sample has higher concentration levels than **30%** of all quantifiable samples collected in the past two weeks.



Learn more about Biobot's protocols and methodology by visiting <http://www.biobot.io/covid19-report-notes>