

Des Moines WRF Raw Influent

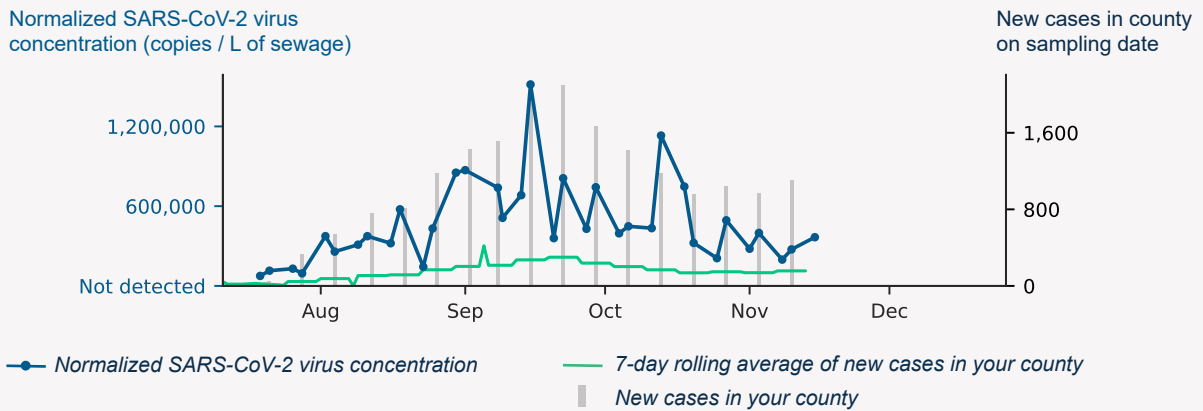
Sample collection date: **November 15, 2021**

SARS-CoV-2 virus in wastewater

DETECTED	Virus concentration (copies per liter of sewage) 368,477	Normalized* virus concentration (copies per liter of sewage) 366,480
-----------------	---	---

**Normalized virus concentration value is derived by adjusting the raw virus concentration to the PMMoV fecal marker in order to account for dilution*

Normalized virus concentration over time



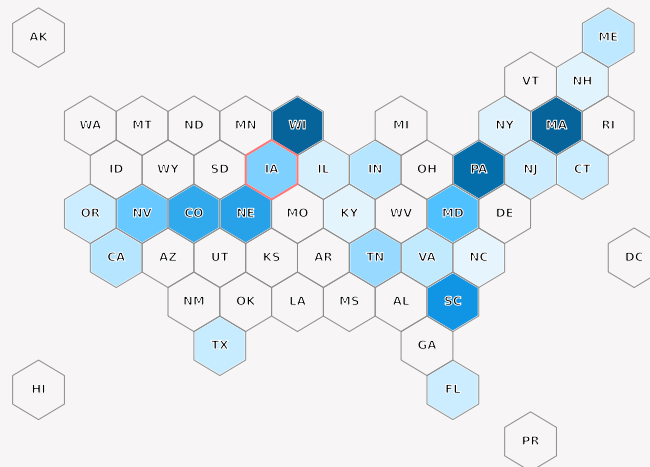
Overview of normalized virus concentration levels

State-level mean of samples (collected in the past 6 weeks)

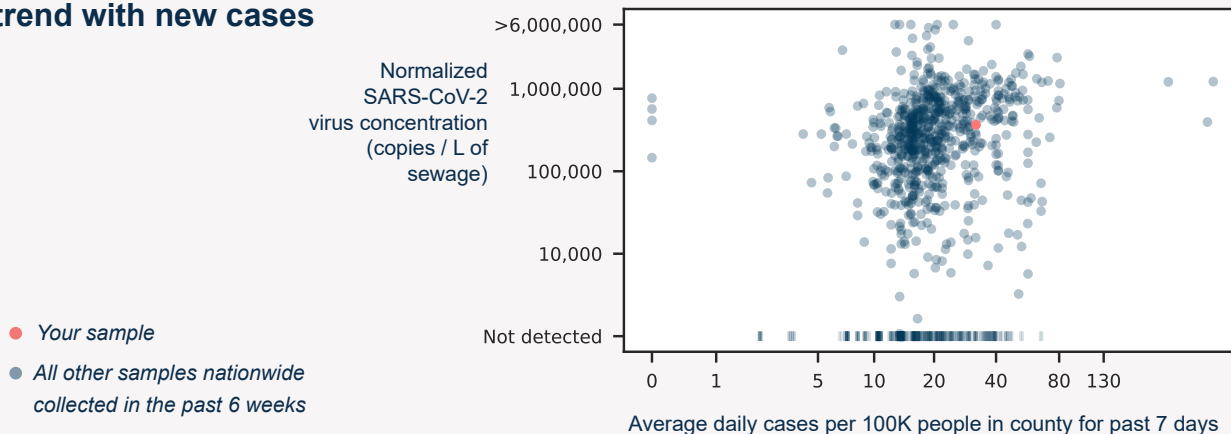
lower higher

Color indicates normalized virus concentration level

Your state outlined in red

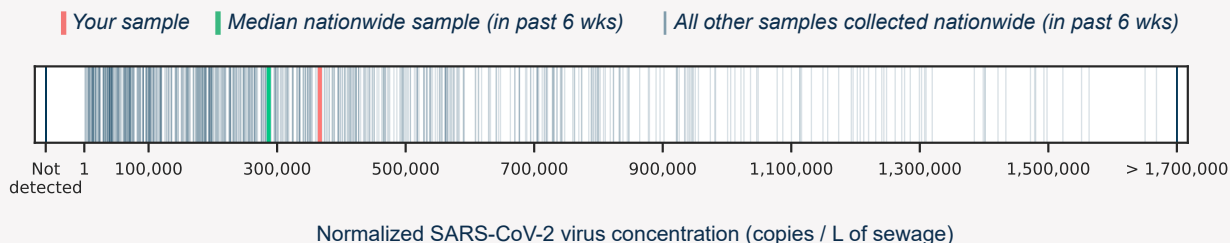


Normalized virus concentrations trend with new cases



Normalized virus concentrations in comparison

Your sample has higher concentration levels than **58%** of all quantifiable samples collected in the past six weeks.



Learn more about Biobot's protocols and methodology by visiting <http://www.biobot.io/covid19-report-notes>